


# Huntley Aluminium Entrance Door (FP7)



## 1 DOOR COLOURS

Same colour on inside and outside or white inside



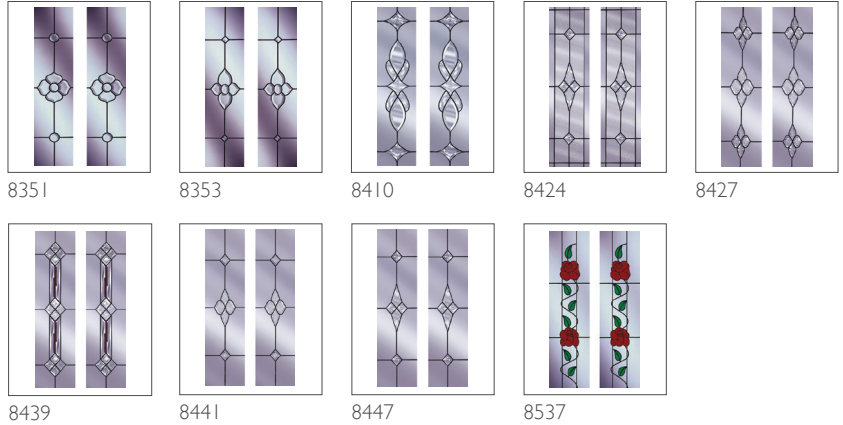
## TWO COLOUR

Exterior colour with white on the inside

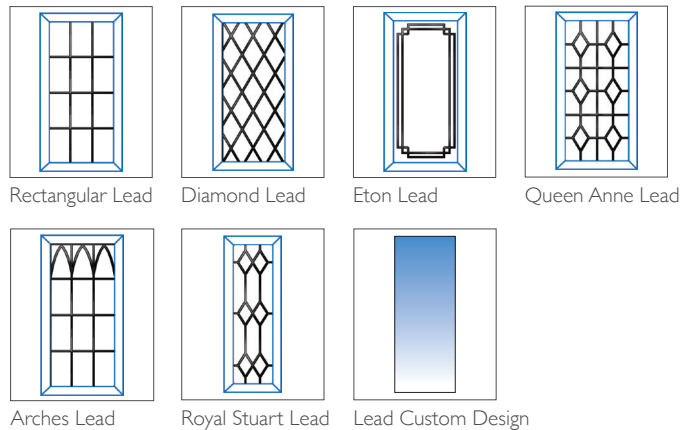


## 2 GLAZING OPTIONS

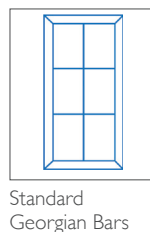
Double Glazed – 6.8mm Laminated



### Lead Designs



### Internal Georgian Bar Designs



Maximum sizes include vent head, standard threshold and cill

Minimum sizes includes no vent head, low threshold and no cill

Standard Furniture	
Min Width	Max Width
660mm	1100mm
Min Height	Max Height
1940mm	2418mm

## 3 FURNITURE HARDWARE OPTIONS AS STANDARD

The door comes with the standard door furniture pack which has various options (see below).

Modern Handle



Swan Neck Handle




Only available in Chrome and Gold

### DOOR KNOCKERS

Available with or without spy hole



### LETTERBOX



# Huntley Aluminium Entrance Door (FP7)

## TECHNICAL FEATURES

<b>Construction</b>	Aluminium frame and door leaf with polyamide thermal break
<b>Material</b>	Aluminium
<b>Finish</b>	Powder coated, finish varies depending on the colour: White – High gloss, Black and Brown – Semi gloss Charcoal and Battleship Grey – Matt
<b>Rebate</b>	Double rebate weatherproof seals
<b>Frame</b>	70mm deep Aluminium frame
<b>Frame Colour</b>	(Same colour on the inside and outside, and only available as the same colour as the door) White – RAL9910 Black – RAL9005 Brown – BS08B29 Battleship Grey – RAL9006 Charcoal – RAL7016
<b>Frame Colour</b>	(White on the inside, and only available as the same colour as the door) Black / White
<b>Opening</b>	Both in or out of the home
<b>Locking system</b>	Bi-directional multipoint locking mechanism
<b>Lock rating</b>	Yale 3 * Euro Cylinder
<b>Test standard</b>	Latest PAS 24:2016 security and weatherproof standards

## GLAZING OPTION

<b>Double</b>	Yes
<b>Triple</b>	No
<b>Side panels</b>	Yes
<b>Fanlights</b>	Yes – fixed and opening
<b>U values</b>	N/A
<b>Door Energy rating</b>	N/A
<b>Trickle ventilation</b>	Yes – required to meet new Building Regulations
<b>Secured by Design</b>	Yes
<b>Glass Type</b>	Obscure, Decorative, Acoustic, Toughened, Security Laminated

## ADDITIONAL ACCESSORIES AVAILABLE AS OPTIONS

<b>Fishing guard</b>	Yes
<b>Internal colour</b>	White
<b>External colour</b>	Chrome, Gold, Black
<b>Door chain</b>	Chrome Gold
<b>Hinge colours</b>	White or black
<b>SmartLock Available</b>	Yes
<b>Cat Flap</b>	Yes – A hole can be cut for a Cat Flap. Cat Flap not supplied or installed

## THRESHOLD (property dependent ask surveyor for details)

<b>Full frame</b>	Yes
<b>Low frame</b>	Yes
<b>Aluminium</b>	Yes
<b>Letterbox positioning</b>	Middle
<b>Number of Keys</b>	3

## GUARANTEE

**10 year guarantee** against fog and condensation between the panes  
**25 year guarantee** on Aluminium profile and colour finish  
**10 year guarantee** on door including handles, locking and installation