

# Thorne Timber Entrance Door (FP37)



Maximum sizes includes standard threshold and cill

Minimum sizes includes standard threshold and cill

Standard Furniture	
Min Width	Max Width
800mm	1000mm
Min Height	Max Height
2000mm	2200mm

N.B No vent head option

## 1 DOOR COLOURS

Paint Finish Options (same colour on the inside and outside)



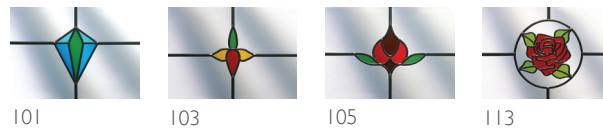
## STAIN FINISH OPTIONS

Same colour on inside and outside



## 2 GLAZING OPTIONS

Clear, Privacy



## 3 FURNITURE HARDWARE OPTIONS AS STANDARD

The door comes with the standard door furniture pack which has various options (see below).


Modern Handle



Pad Handle




LETTERBOX



Swan Neck Handle



LETTERBOX



# Thorne Timber Entrance Door (FP37)

## TECHNICAL FEATURES

<b>Construction</b>	Traditionally made 68mm thick solid Timber
<b>Material</b>	Utile hardwood Timber
<b>Finish</b>	Grained Timber finish
<b>Rebate</b>	Double rebate weatherproof seals
<b>Frame</b>	Utile hardwood Timber
<b>Frame Colour</b>	White, Agate Grey, Blue, Beige Grey, Chartwell Green, Cream, Green, Red, Medium Oak, Mellow Teak, Warm Mahogany, Dark Walnut
<b>Opening</b>	Both in or out of the home
<b>Locking system</b>	Bi-directional multipoint locking mechanism
<b>Lock rating</b>	I* Euro Cylinder
<b>Cylinder Guard</b>	Yes
<b>Test standard</b>	N/A
<b>GLAZING OPTION</b>	
<b>Double</b>	No
<b>Triple</b>	Yes
<b>Side panels</b>	Yes
<b>Fanlights</b>	Yes – fixed and opening
<b>U values</b>	N/A
<b>Door Energy rating</b>	N/A
<b>Trickle ventilation</b>	No
<b>Secured by Design</b>	No
<b>Glass Type</b>	Triple, Security Laminated, Toughened Safety, Privacy, Decorative

## ADDITIONAL ACCESSORIES AVAILABLE AS OPTIONS

<b>Fishing guard</b>	Yes
<b>Internal colour</b>	White
<b>External colour</b>	Chrome, Gold, Black
<b>Door chain</b>	N/A
<b>Hinge colours</b>	Gold, Chrome, Black, White
<b>SmartLock Available</b>	No
<b>Cat Flap</b>	Not available
<b>THRESHOLD</b> (property dependent ask surveyor for details)	
<b>Full frame</b>	Yes
<b>Low frame</b>	No
<b>Aluminium</b>	No
<b>Letterbox positioning</b>	Middle
<b>Number of Keys</b>	3

## GUARANTEE

**30 year guarantee** agaisnt rot and fungus on the timber profile

**10 year guarantee** on whole door including installation

**5 year guarantee** against paint and stain finish