


Richmond Aluminium Entrance Door (FPI3)




Maximum sizes include vent head, standard threshold and cill

Minimum sizes includes no vent head, low threshold and no cill

Standard Furniture	
Min Width	Max Width
660mm	1260mm
Min Height	Max Height
1940mm	2418mm

1 DOOR COLOURS

Same colour on inside and outside or white inside



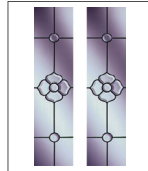
TWO COLOUR

Exterior colour with white on the inside




2 GLAZING OPTIONS

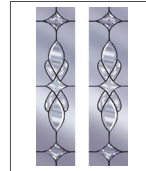
Double Glazed – 6.8mm Laminated



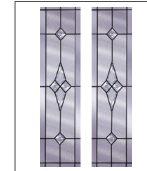
8351




8353



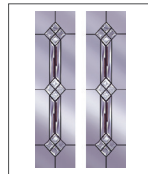
8410



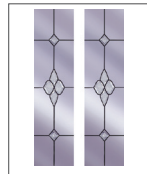
8424



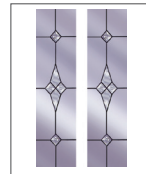
8427



8439



8441

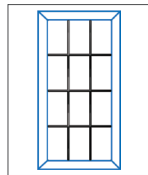


8447

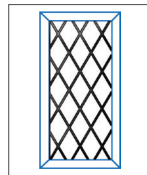


8537

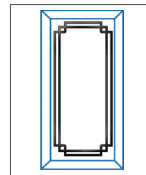
Lead Designs



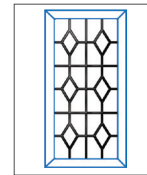
Rectangular Lead



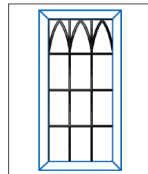
Diamond Lead



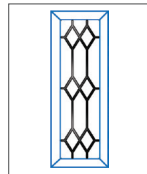
Eton Lead




Queen Anne Lead



Arches Lead

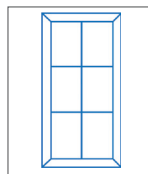


Royal Stuart Lead



Lead Custom Design

Internal Georgian Bar Designs



Standard Georgian Bars

3 FURNITURE HARDWARE OPTIONS AS STANDARD

The door comes with the standard door furniture pack which has various options (see below).

Modern Handle



Swan Neck Handle




Only available in Chrome and Gold

DOOR KNOCKERS

Available with or without spy hole



LETTERBOX



Richmond Aluminium Entrance Door (FPI3)

TECHNICAL FEATURES

Construction	Aluminium frame and door leaf with polyamide thermal break
Material	Aluminium
Finish	Powder coated, finish varies depending on the colour: White – High gloss, Black and Brown – Semi gloss Charcoal and Battleship Grey – Matt
Rebate	Double rebate weatherproof seals
Frame	70mm deep Aluminium frame
Frame Colour	(Same colour on the inside and outside, and only available as the same colour as the door) White – RAL9910 Black – RAL9005 Brown – BS08B29 Battleship Grey – RAL9006 Charcoal – RAL7016
Frame Colour	(White on the inside, and only available as the same colour as the door) Black / White
Opening	Both in or out of the home
Locking system	Bi-directional multipoint locking mechanism
Lock rating	1* Euro Cylinder
Cylinder Guard	Yes
Test standard	Latest PAS 24:2016 security and weatherproof standards

GLAZING OPTION

Double	Yes
Triple	No
Side panels	Yes
Fanlights	Yes – fixed and opening
U values	N/A
Door Energy rating	N/A
Trickle ventilation	Optional – Built into the frame
Secured by Design	Yes
Glass Type	Obscure, Decorative, Acoustic, Toughened, Security Laminated

ADDITIONAL ACCESSORIES AVAILABLE AS OPTIONS

Fishing guard	Yes
Internal colour	White
External colour	Chrome, Gold, Black
Door chain	Chrome Gold
Hinge colours	White or black
SmartLock Available	Yes
Cat Flap	Yes – A hole can be cut for a Cat Flap. Cat Flap not supplied or installed

THRESHOLD (property dependent ask surveyor for details)

Full frame	Yes
Low frame	Yes
Aluminium	Yes
Letterbox positioning	Middle
Number of Keys	3

GUARANTEE

10 year guarantee against fog and condensation between the panes

25 year guarantee on Aluminium profile and colour finish

10 year guarantee on door including handles, locking and installation