

Helping you construct
YOUR VISION

EVEREST CONSERVATORY SERVICE



At Everest we have the expertise and passion to deliver the conservatory that you want. From start to finish our experts will provide you with the guidance and advice that you need, leaving you feeling totally at ease as we help your vision come to life. We pride ourselves on delivering a service like no other, through each step of the journey your project will be carefully managed, so whatever you want from your Everest Conservatory, we know we can make it become a reality.

We would like to thank all our clients for their kind cooperation in the production of this brochure.

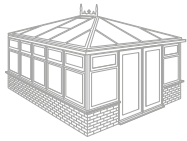


Tell us your
VISION

Contents



- 05. Tell us your vision
- 06. Your Everest Team
- 08. What we can do for you
- 10. Building a conservatory the journey
- 12. 3D Design Service
- 14. uPVC Conservatories
- 16. Shapes and Styles
- 20. Livinroof
- 21. Tiled Roof Extensions
- 22. Replacement Roofs
- 23. What next?



Tell us your vision

At Everest, we make buying a conservatory simple. From the initial design through to installation we are there with you from start to finish.

Are you dreaming of adding more space to your home? Perhaps you are looking for a new place to work, a place to relax or simply extra space for your growing family. Maybe you just want to update your existing conservatory with a solid roof. The possibilities with Everest Conservatories are endless, but we know that there can be concerns around the complexity and technical challenges of planning and design.

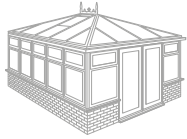
This is where Everest can help out, we know what it takes to bring our customers vision to life, the construction is the easy bit! The complexity is working out what's possible for the budget, how it can fit your property and how much space you really need.

When you work with Everest you are getting a team to help. We offer a full end to end conservatory advice and design service that takes all the pain out of the journey so you can sit back and watch while we do all the hard stuff. We'll never say it's easy to bring your dream alive but we certainly believe we can make it far easier. One element of the build we don't supply is the base, however, we will advise on the best solution for you.

As part of our service we offer Design and Technical Services, Planning Permission and Building Regulations Management, advice on groundworks and of course, the final supply and fit of your Everest conservatory.



Cool in summer, cosy in winter, an Everest conservatory is a delightful place to be, all year round.



Your Everest Team

Our team is ready to help your vision become reality, from an initial discussion through to the design and build, we are here with you every step of the way.

- A full end to end conservatory advice service
- The Everest team of specialist designers, surveyors, planners and installers are with you every step of the way
- We'll help you design your vision and provide detailed drawings to help you bring your new conservatory to life
- Advise on building technicalities to make sure your project can happen
- We will remove the frustration of planning and building approvals by handling all of this for you
- Our experts will be able to provide details and advice to make sure you get the correct base
- Build, manufacture and install your new space
- After care and extensive Everest guarantees

Your Everest Consultant

Our expertly trained Consultants will be on hand to help you select the right conservatory and talk you through the planning, design and project. They will help with turning your vision in to reality.



Our Everest Surveyors

Once you have selected your conservatory design, one of our friendly Surveyors will visit to carry out a survey, making sure everything can go ahead as planned.



Planning Experts

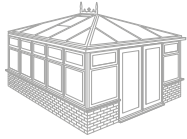
Our specialist planning team will apply for planning permission based on the drawings you have agreed earlier on in the process. Once planning is cleared we can move on to the manufacturing and construction phase.



Manufacturing and Construction

It is what we do best! Our history is in making and fitting double glazing and associated products to a very high standard, it is what sets us apart from the rest, and your conservatory will be no different.





What we can do for you

- We work with you to listen to your ideas, understand your needs – and then we can ask the questions – such as what furniture needs to fit in the space and which direction does the conservatory face?
- We work with you on your vision and build designs that will be both in line with your design style but be practical, usable and possible to construct.
- We then offer options such as colours, number of doors and opening windows.
- We provide a clear price which will include all you need.
- We then survey your plot and work out all of the technical details, create detailed drawings and plans for you to review. At this point our surveyors can explain the technicalities of your build what will happen next and any issues you may run into such as services access like drains, and issues you may find in planning. We help to resolve any issues that may arise.



Design consultation

Helping to construct the dream so we can build a plan and advise on a cost.



Site Survey and Technical Review

At this stage we will go through the site survey and confirm what will need to be done to achieve your dream space.



We manage planning for you

We have a specialist planning department who can take our drawings and work with your local planning authority. This includes all buildings regs and working with building control to ensure your new construction conforms to all UK building standards and requirements.

Advice on Groundworks

The base your conservatory sits on is critical for the long term stability and life of the space. It is important that this is well constructed and although we don't offer this specialist building service we can give guidance on what is required to help you brief your chosen builder.



Build, manufacture and install you new space

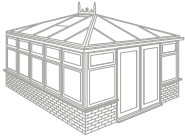
This is where we come into own, in making and fitting double glazing and associated products to a very high standard is what sets us apart from the rest.



Finishing Touches

Finally we can do some simple electrics and plastering but we will ask you to take over to create your dream such as choice of paint and flooring.





Building a conservatory – The Journey

Our aim is to ensure you get a new space that delivers perfectly on your vision for how you want to improve your home. We understand that this is a large investment in both time and money.

Step 1

We'll discuss your vision and carry out an initial site analysis to work out what is possible for you

Step 2

Propose some design options and ideas for how we can help you

Step 3

Draw your conservatory – designs are created in 3d to bring design options to life

Step 4

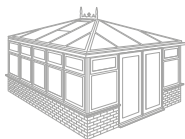
Detailed site survey: Our building technical team will review your design and every element of your site and confirm all your requirements

Step 5

Planning and Building regs – technical specifications are presented to your local planning department for sign off



The Process



Fortunately, we have lots of experience in delivering conservatories and understand the potential complexities that can arise at each stage. That's why we have created a detailed step by step plan that we follow with every customer to make sure you feel in control at every stage of the journey.

Step 6

We'll provide detailed technical drawings and specifications so you can discuss with specialist groundwork companies

Step 7

Building the base – a solid base is critical in ensuring the quality of your new conservatory, we can advise and make sure its up to standard

Step 8

Manufacture, construction and installation: Once your base is built we can come on site and complete the build of the main conservatory structure

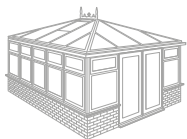
Step 9

Finishing off – we will then carry out the required work to enable you to enjoy your conservatory

Step 10

Guarantees and taking care of your conservatory. Once complete we will sign off the work together and provide you with your industry leading guarantees.







3D Design Service

As part of our service and initial visit we will take some details which enables us to build 3D designs of your preferred conservatory.

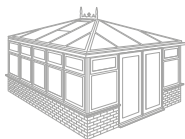
We find this really helps our customers to visualise the living space and to consider the impact it may have on their home.

Working with our designer you can alter the colour, design options, size and various details such as building work, visualising the difference between dwarf walls or having full height glass.

We can then take photos of your home and overlay the design to give a an insight of what it might look like. As computer drawings we are not going to claim its perfect but it will give you a great idea of what you're investing in and how it will add to your home.



The right choice



Our installers work quickly, cleanly and efficiently to get the job done to the highest standards and on time – from working methodically through the process to clearing up, vacuuming and leaving your home as they found it.

Our conservatories are built to last and require minimal maintenance.

Better guarantees

Your Everest Conservatory comes with industry leading guarantees.

20 years cover against fog and condensation forming between the panes of the sealed unit.

20 years promise that the white uPVC wall frames will not fade over time

10 Years on every other aspect of an Everest conservatory including fixtures, fittings and the installation.

Once your installation is complete and payment has been received in full, we will send out your guarantee pack which details the products you have had installed and the cover and warranty period.

The majority of Everest Conservatories are low maintenance; however, to help it stay looking good, we advise that a small amount of time is given to cleaning and caring for your conservatory on a regular basis.

You can find full Care and Maintenance details and other helpful information at everest.co.uk/advice. This will help you to keep your conservatory in the best possible condition.



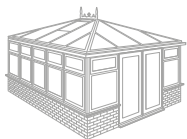
Better security

Unless you've got Everest windows and doors too, your conservatory might just be the most secure part of your home.

Secure locking systems including our revolutionary Grablock, designed and developed exclusively with Yale, plus hinge reinforcements, means we are not just a few steps ahead of burglars.

Better service

There are no ifs, buts or maybes with an Everest installation. We take care of all your requirements and you will be informed every step of the way, so you will never have to worry about a thing.



uPVC Conservatories

Suitable for any home – be it a contemporary new build or something more traditional.

The exceptional quality of Everest's uPVC material, together with the range of styles, options and extras makes it both a stylish and practical way of fulfilling your dream.

An occasional wipe down with soap and water is all that your conservatory needs to keep it at its brilliant best for decades, it's that simple to live with.

With our incredible new easy-clean glass, you'll get none of the problems you see on less well-made conservatories – no rot, rust, flaking or peeling.

We give you a guarantee that Everest white uPVC frames won't fade or discolour and our sealed window and door units won't mist up inside.

Once we've built your conservatory, all you need to do is enjoy it.

Our range of handle and hinge colours accommodates a wide range of tastes, such as the gold effect shown.

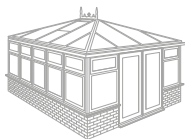




More than a row of windows – the structure of Everest conservatories is designed to give superior strength and unparalleled security.

An Everest conservatory virtually maintenance-free, and will never rot, rust, flake or peel. You barely have to lift a finger – apart from the occasional wipe with a damp cloth.

Worry-free – our materials and workmanship are guaranteed for 10 years.

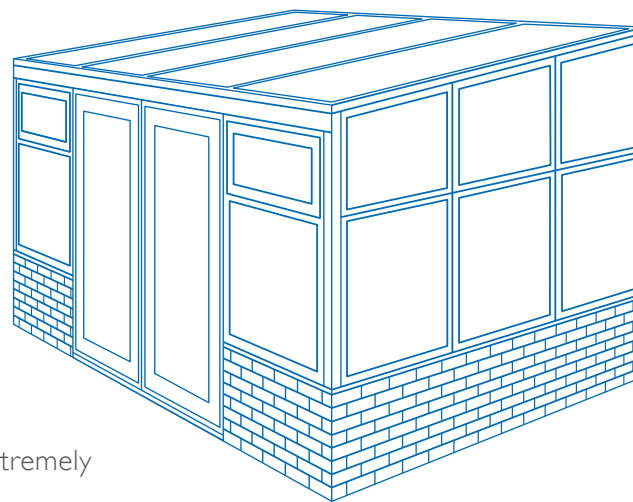


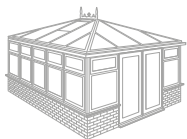
Cheltenham

Inspired by classic architectural styles, an Everest Cheltenham Conservatory will look like it's always been part of your home, but is created uniquely to your specifications, then built from the best quality uPVC to create a space that's ideal for you.

Our beautiful Cheltenham conservatories are our most popular style. They are extremely versatile, generally being the best option for homes that desire that extra bit of space.

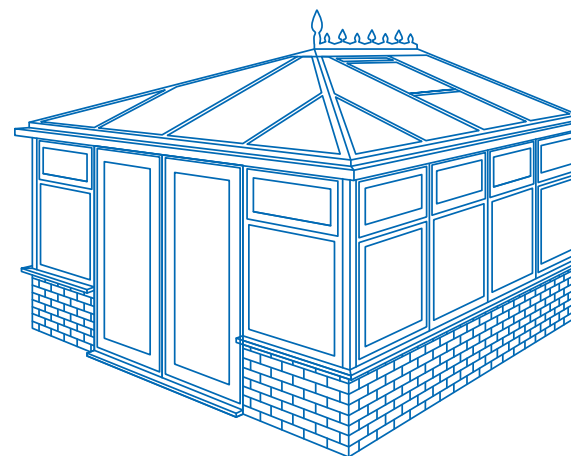
The colour and size options are incredible, offering something for almost every home! We often recommend this style for bungalows and homes with low roofs. With a Cheltenham you'll be able to maximise your new living area. Some designs can almost be considered a crossover between garden room and a conservatory. If you're after panoramic views then you may want to consider having ceiling to floor glass to properly appreciate your garden.



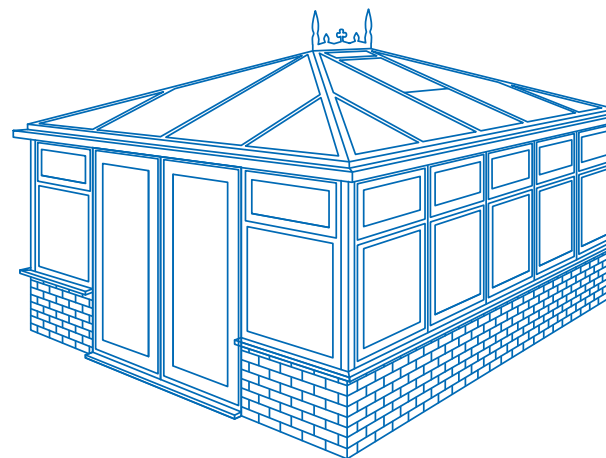


Edwardian

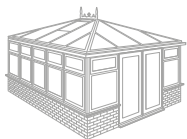
Much like our other designs, our Edwardian conservatories are great to maximise your space while still being extremely versatile. They fit most styles of properties, both modern and traditional with a range of colour options. If you live in a more traditional style house, you will be able to keep the inside contemporary with additional features, such as down lights. Again, with the Edwardian we can offer you panoramic views of your garden with full glass options available. The Edwardian hip-back style is designed to fit onto bungalows or in tight corners. They are made with low roofs in mind, or those where the roof of your home slopes towards where your conservatory would be going.



Edwardian

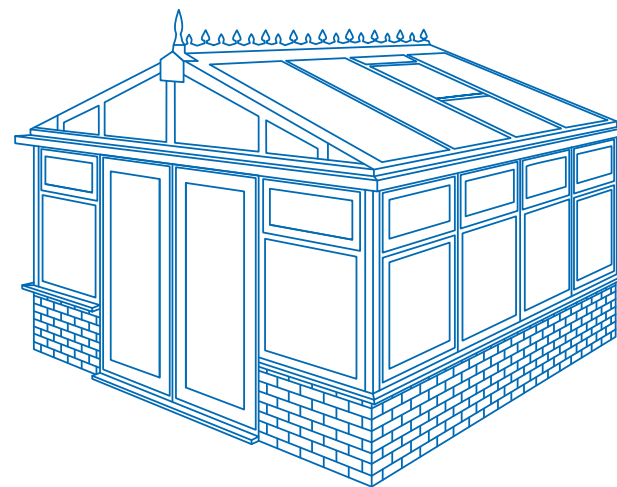


Edwardian hip-back

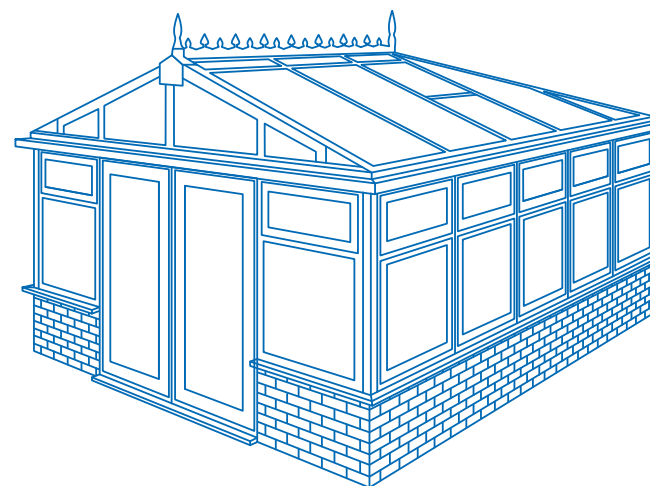


York

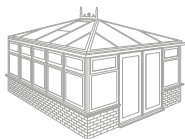
Our York conservatories are designed with the aim of delivering a feeling of light and space into your home. This is enabled by the addition of a gable end, a fully glazed triangular section under the roof structure opening up the space to let the light flood in. It also enables the creation of a vaulted or pitched ceiling that provides a feeling of height to the room, while the gable end of the structure allows for maximum light ingress. The structure will be fully bespoke and we can offer a range of minimalist concepts up to a range of more ornate and decorative designs for both the main body and the gable end to provide you with a styling that perfectly enhances your home.



York

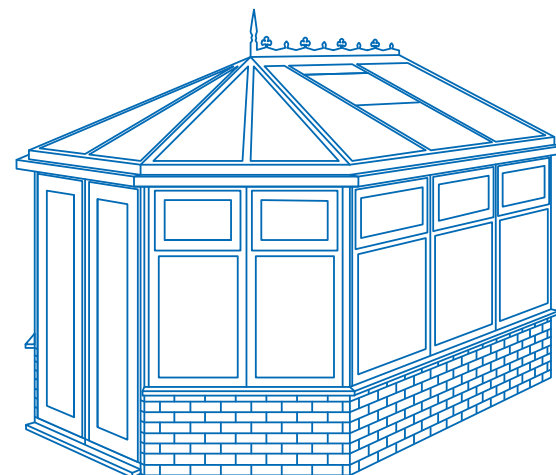


York Hip-Back




Victorian 3 facet

Similar to our Edwardian designs, our Victorian conservatories are made with extra space and light in mind. The main difference between the two is the style. These stunning traditional style conservatories can be modified to fit the shape of your garden without giving up its design. These conservatories are ideal for traditional style homes however they do look just as good on a modern house. If you are looking to add this to your home, you can reflect the internal style to your taste, whilst keeping the traditional beauty of the exterior.



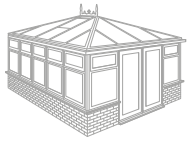
3 Facet Victorian



5 Facet Victorian

Victorian 5 facet

Having the option of a 3 facet or a 5 facet conservatory means that you can choose which style best suits your home or your neighbourhood. Having the options of more facets will give you more glass, which would potentially be the ideal design for you if you want to view your garden from all angles. Not only does it help give you more views over your garden but being able to choose from 3 or 5 facets means you can control the shape of your conservatory, giving you a more rounded edge if that's what you'd prefer. If you are blessed with these panoramic views, this would definitely enhance your new living space.



Livinroof

Wouldn't it be wonderful if you had the flexibility to combine solid and glazed roofing seamlessly?

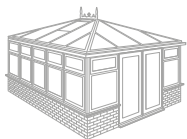
By choosing a Livinroof as part of your new conservatory, you can do just that!

The Livinroof roofing system, is constructed from insulated composite external panels and high performance PU board insulation. These are strong and robust, and extremely thermally efficient.

Livinroof can incorporate glazed panels that allow daylight to flood in. They can be inserted to replace almost any of the roofing panels. This lets you maximise light and produce a contemporary feel that is not easily achievable with other types of roofing system.

You could opt for a magnificent vaulted ceiling, which allows you to insert or hang lights along the ridge at the top. There's a perimeter ceiling system too, ideal for spotlights and speakers, which also gives the effect of lifting the ceiling.





Tiled Roof Extensions

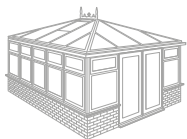
If you want something that feels more substantial than a glass roof conservatory, but still provides copious amounts of natural light, then our tiled roof extensions are the perfect solution.

They are specially engineered to maximise the amount of glass, but still have the strength and stability built in to support a tiled roof.

The roof is engineered and manufactured offsite to enable quality control and minimise disruption to your home, then assembled onsite. The sturdy insulated roof panels give superior thermal performance and complies with all current building regulations. With the added option of full height glass panels in the roof, you can let in natural light where required, creating the best of all possible worlds.

Inside, the effect is completed with a plastered vaulted ceiling with optional downlights creating valuable extra living space that you can use all year round.





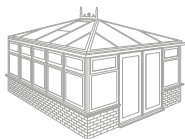
Replacement Roofs

If you already have a conservatory you can revitalise it with a new bespoke Everest replacement roof. This can be a glass roof, a solid roof or a part solid, part glass roof – the choice is yours.

You could select a new glass roof with superior solar control eco clean glass, which will help to keep your conservatory cooler in the summer and make it easier to keep clean. If you are looking to create more of an extension, then a Tiled Roof or Livinroof would be ideal.

These roofs offer a hybrid option of a part solid and part glazed roof, turning your conservatory into an extension, with a vaulted plastered ceiling and natural light where it is required.





What next?

So, how do you make it a reality?

You're brimming with exciting ideas and you don't know what to do with them? Well, the next stage is to sit down and chat with one of our consultants, to look through pictures and real-life samples, and talk about what your ideal conservatory would look like.

We can also help you get started with planning your base. Your Everest consultant will give you an idea of what you'll need to have before we can get started on fitting your new room.



Chat face to face

Just call **0800 010 123** to arrange a convenient time for one of our consultants to visit you.



Do a bit more browsing

If you want to read more about Everest's market-leading products and service, please visit **everest.co.uk**





Building 1, Albany Place, Welwyn Garden City, Hertfordshire, AL7 3BT

everest.co.uk