

Windermere 70mm Composite Stable Door




Maximum sizes include vent head, standard threshold and cill

Minimum sizes include no vent head, no cill and low threshold

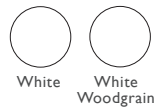
1 DOOR COLOURS

Same colour on inside and outside or white inside




2 FRAME COLOUR OPTIONS ONE COLOUR

Same colour on inside and outside

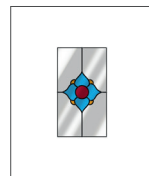


3 GLAZING OPTIONS

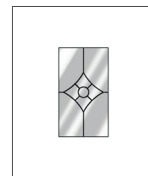
Triple Glazed – 6.8mm Laminated



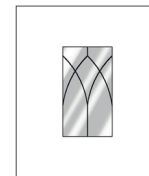
Pendant



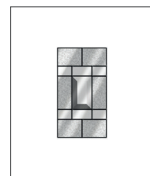
Tudor



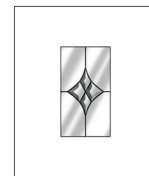
Flair



Gothic



Haze



Jewel

Windermere 70mm Composite Stable Door

TECHNICAL FEATURES

Construction	High density polyurethane thermally insulated core.
Material	GRP
Finish	GRP woodgrain texture moulded skin – Yes Smooth not available
Rebate	Double rebate weatherproof seals
Frame	70mm deep uPVC bevelled frame
Opening	Both in or out of the home
Locking system	Bi-directional multipoint locking mechanism
Lock rating	I* Euro Cylinder
Cylinder Guard	Yes
Test standard	Latest PAS 24:2016 security and weatherproof standards

GLAZING OPTION

Double	No
Triple	Yes
Side panels and Fanlights	Matching glazing options available
U values	N/A
Door Energy rating	N/A
Trickle ventilation	Optional – Built into the frame
Secured by Design	No

ADDITIONAL ACCESSORIES AVAILABLE AS OPTIONS

Fishing guard	Yes
Internal colour	White
External colour	Chrome, Gold, Black
Door chain	Chrome Gold
Hinge colours	Chrome, Gold, Brown, White and Black
SmartLock Available	Yes
Cat Flap	No
THRESHOLD (property dependent ask surveyor for details)	
Full frame	Yes
Low frame	Yes
Aluminium	Yes
Letterbox positioning	Lower Half
Number of Keys	3

GUARANTEE

10 years – whole door including glazing, colour finish, hinges, locking mechanism and installation